

BUSINESS BUILDER ROUND 1

STATISTICS BY STATE

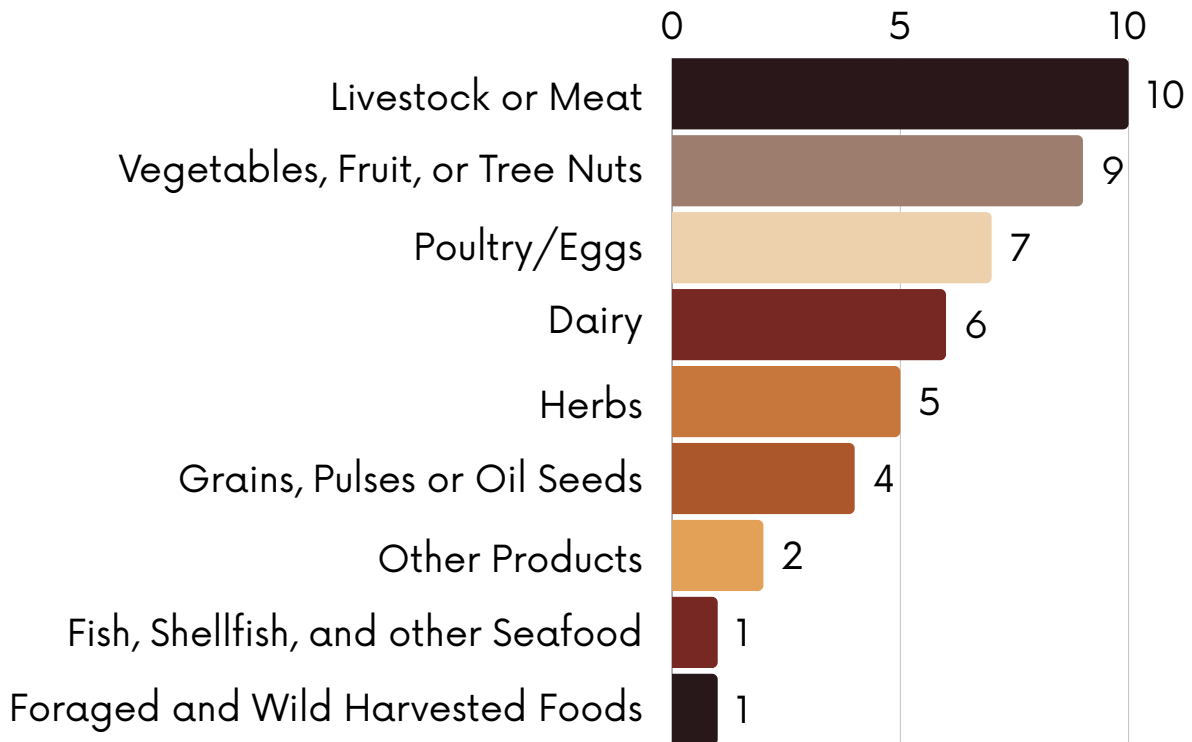
IOWA

	Total Applicants (n =60)	Finalist (n=14)
Total Requested	\$ 2,497,461.00	\$ 602,757.00
Average Requested	\$ 41,625.35	43,054.07
Request Range	\$ 7,700.00- \$ 65,000.00	\$ 16,670.00- \$ 50,000.00

FINALIST BUSINESSES:

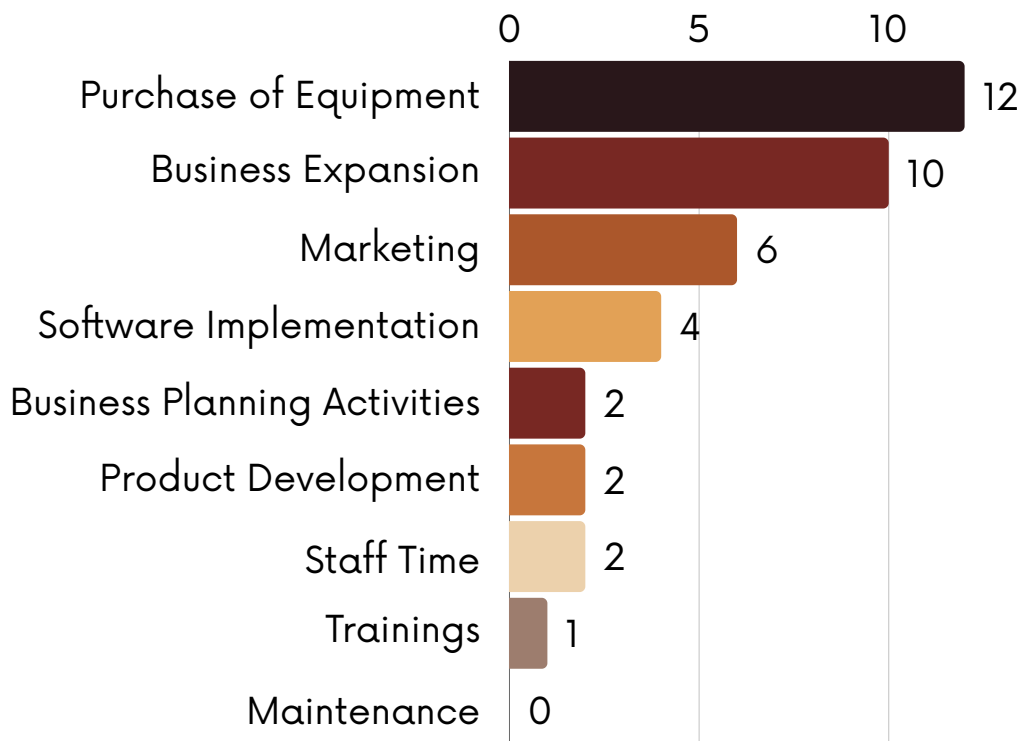
- City Girl Farming, LLC, Dubuque, Dubuque County
- E. Krieger Land LLC dba Greene Goods Market & Greenhouses, Jefferson, Green County
- Early Morning Harvest LLC, Panora, Guthrie County
- Farm Table Delivery, Harlan, Shelby County
- George Naylor, Churdan, Green County
- Grand View Beef, Clarion, Wright County
- Luna Valley Farm Kitchen LLC, Decorah, Winneshiek County
- Nels LLC dba Clarion Locker, Clarion, Wright County
- Pleasant Grove Homestead, LLC, Montezuma, Poweshiek County
- Purple Ribbon Beef, LLC, Britt, Hancock County
- Rhubarb Botanicals LLC, Springville, Linn County
- Sedes Group LLC, Centerville, Appanoose County
- Solstice Farm LLC, Waverly, Bremer County
- The Bing Ladies, Cedar Falls, Black Hawk County

AGRICULTURAL SECTOR FINALIST (N=14)



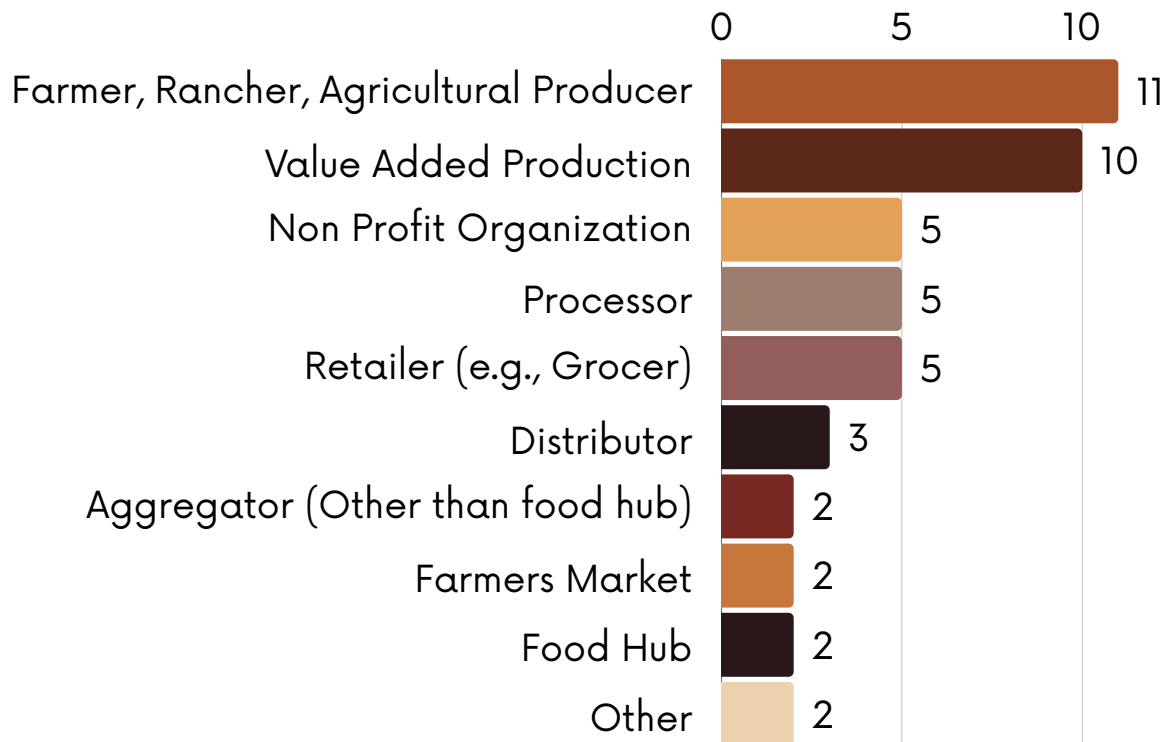
*applicants were able to select all agricultural sectors that apply to their business

ACTIVITIES & INVESTMENTS FINALIST (N=14)



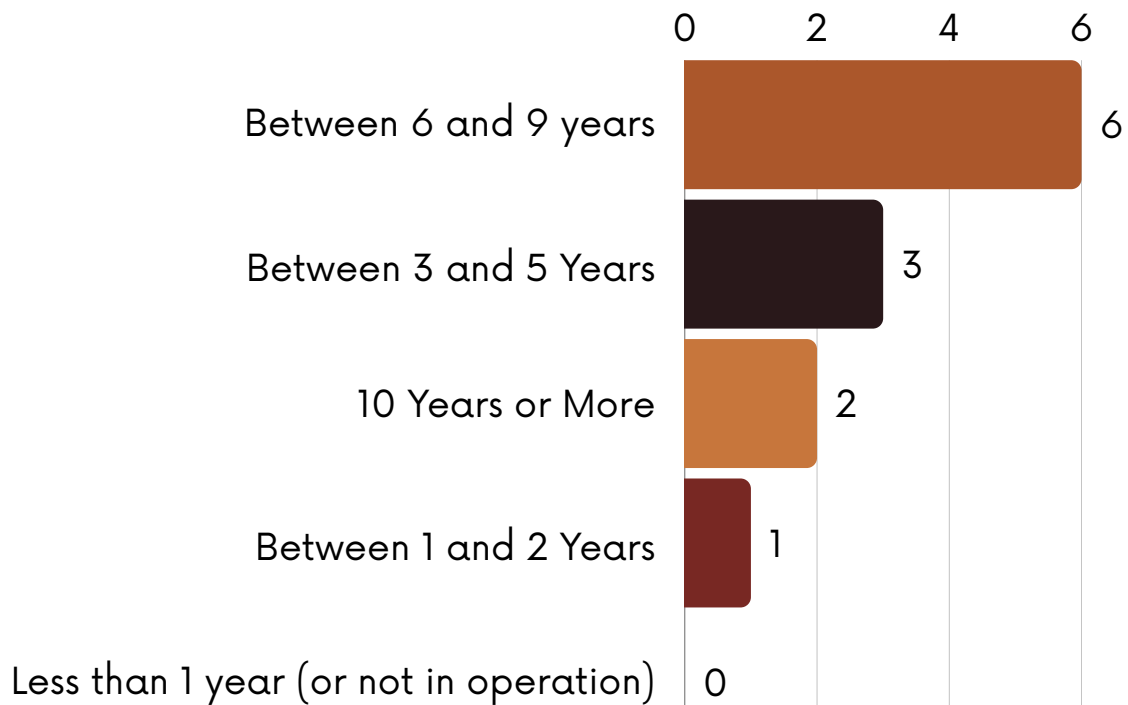
*applicants were able to select all activities and investments that apply to their business

ENTITY TYPE FINALIST (N=14)



*applicants were able to select all entity types that apply to their business

OPERATING PERIOD FINALIST (N=14)

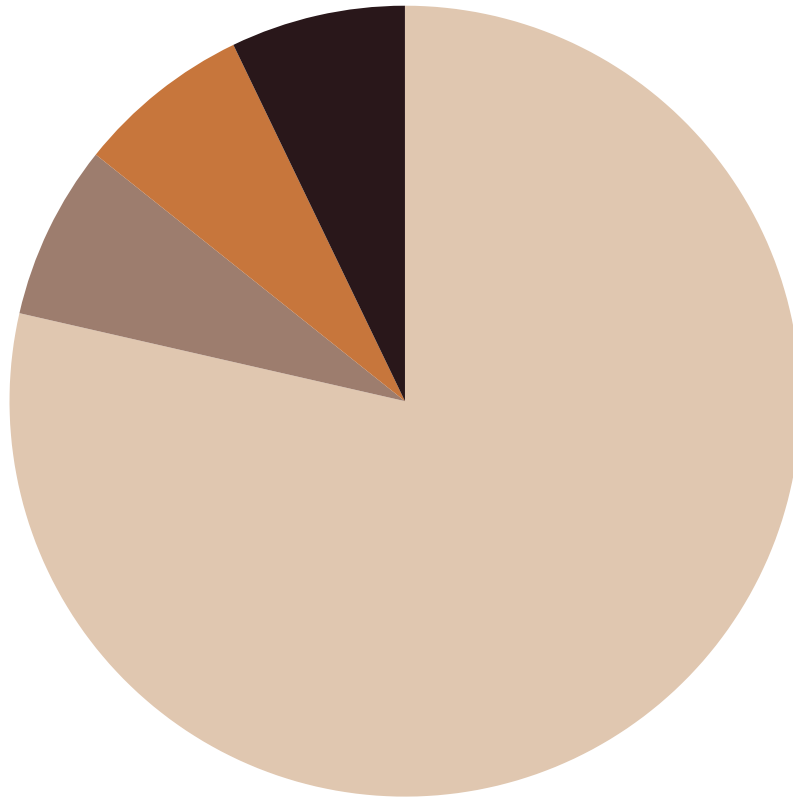


RACE & ETHNICITY FINALIST (N=14)

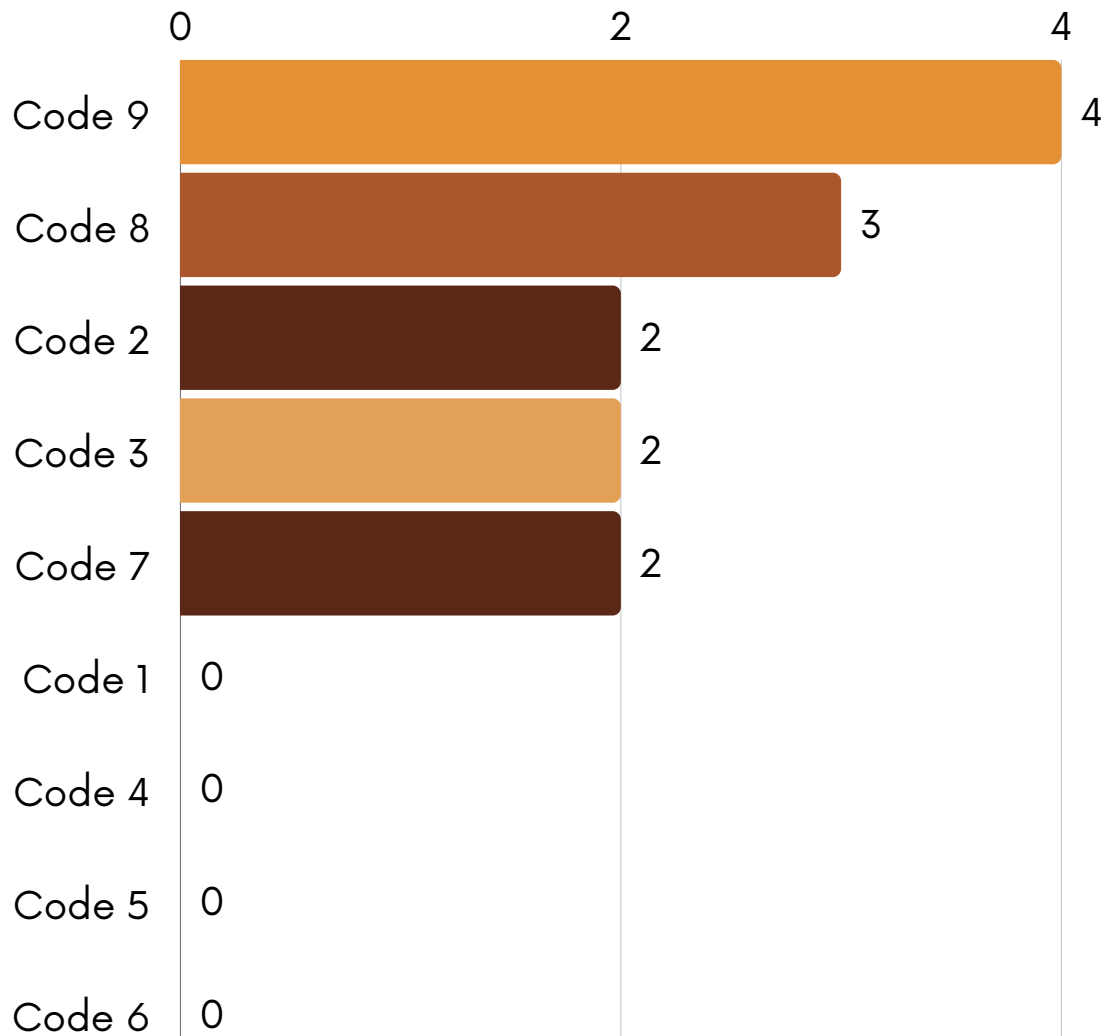
● White 78.6% ● Asian 7.1%

● Two or More Races 7.1%

● Option Not Listed 7.1%



RURAL URBAN CONTINUUM CODE FINALIST (N=14)



KEY:

1. Metro - Counties in metro areas of 1 million population or more
2. Metro - Counties in metro areas of 250,000 to 1 million population
3. Metro - Counties in metro areas of fewer than 250,000 population
4. Nonmetro - Urban population of 20,000 or more, adjacent to a metro area
5. Nonmetro - Urban population of 20,000 or more, not adjacent to a metro area
6. Nonmetro - Nonmetro - Urban population of 5,000 to 20,000, adjacent to a metro area
7. Nonmetro - Nonmetro - Urban population of 5,000 to 20,000, not adjacent to a metro area
8. Nonmetro - Urban population of 5,000 to 20,000, adjacent to a metro area
9. Nonmetro - Urban population of fewer than 5,000, not adjacent to a metro area

*applicants can be from the same county so the total will not equal the population (n=)

The Rural-Urban Continuum Codes distinguish U.S. metropolitan (metro) counties by the population size of their metro area, and nonmetropolitan (nonmetro) counties by their degree of urbanization and adjacency to a metro area. The graph above shows these codes. The X-axis shows the RUCC code number, and the Y-axis indicates the number of applicants.