

BUSINESS BUILDER ROUND 1

STATISTICS BY STATE

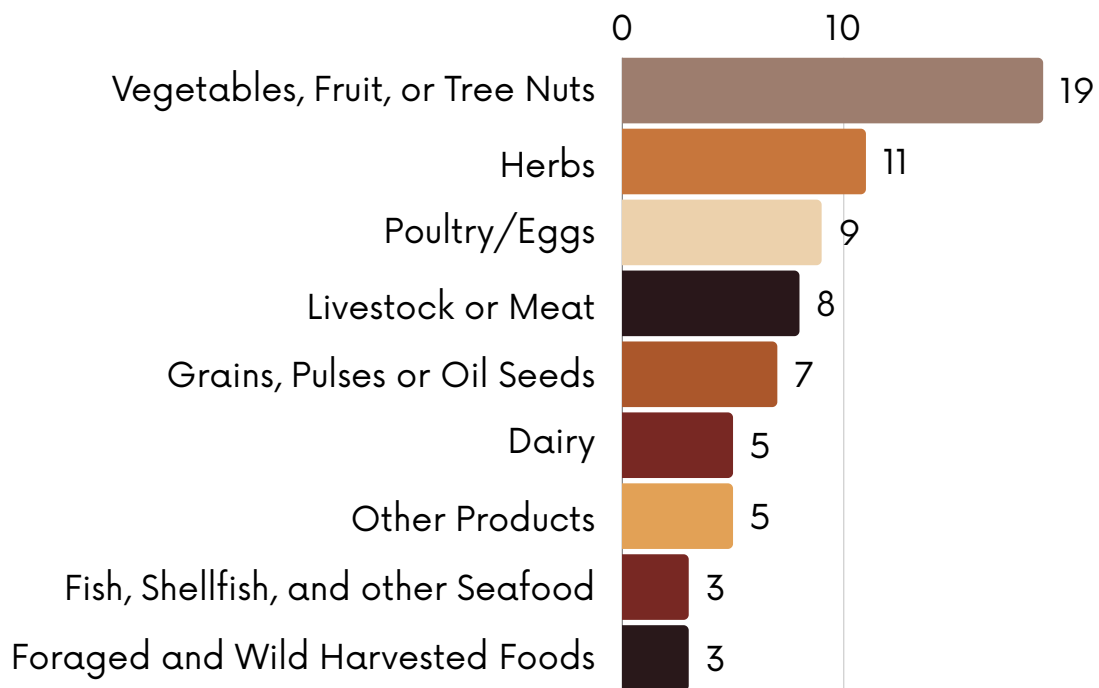
KANSAS

	Total (n =121)	Finalist (n=25)
Total Requested	\$ 4,954,802.75	\$ 1,044,267.00
Average Requested	\$ 40,948.78	\$ 47,770.68
Request Range	\$ 7,310.00- \$ 50,000.00	\$ 10,340.00- \$ 50,000.00

GRANT FINALIST BUSINESSES:

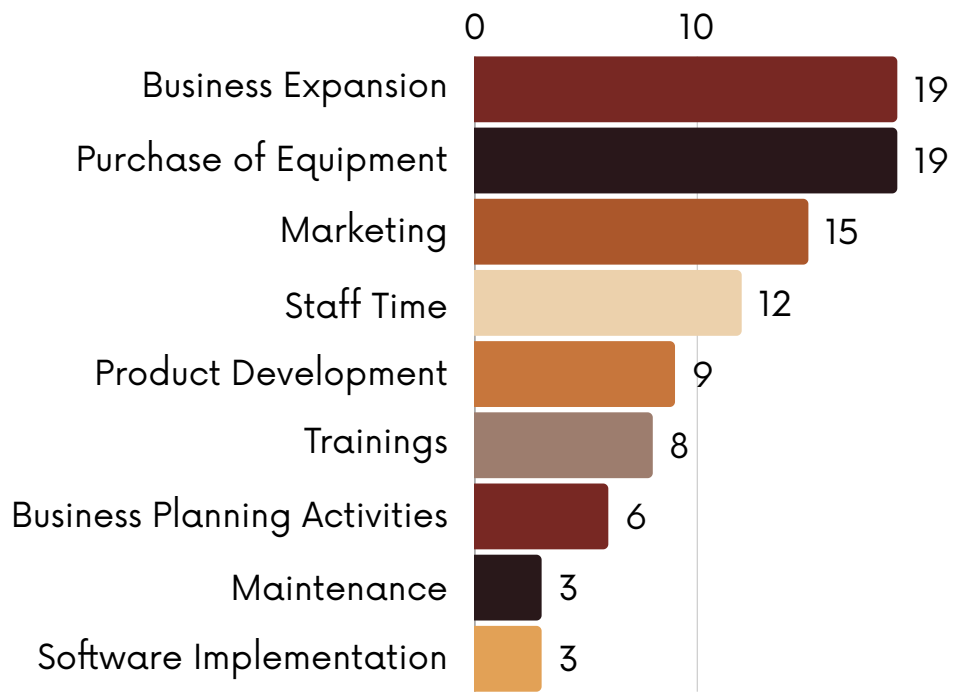
- Allen County GROW Food & Farm Council, Iola, Allen County
- Alvarez LLC, Liberal, Seward County
- Bell Crossing Farm LLC, Kansas City, Wyandotte County
- BPM Farms LLC, Leavenworth, Leavenworth County
- Courage Farms LLC, Fontana, Miami County
- Covey Rise Farms LLC, Hoxie, Sheridan County
- Freedom Farms Eagle LLC, Fort Scott, Bourbon County
- Full Circle Sustainability, Topeka, Shawnee County
- Grace Heritage Farms Fontana, Miami County
- Hill Top Farmz LLC, Garden Plain, Sedgwick County
- Holly Minor Kitchen 101, Altamont, Labette County
- Kansas Viticulture & Farm Winery Association, Lawrence, Douglas County
- KCK Farmers Market Inc., Kansas City, Wyandotte County
- King Bee LLC, Kansas City, Wyandotte County
- Lawrence Public Schools, Lawrence, Douglas County
- Legacy Farms Coffee, Moundridge, McPherson County
- Los Catrachos LLC, Liberal, Seward County
- Pat & Rachel's Gardens LLC, Olathe, Johnson County
- Salt Creek Farm LLC, Eureka, Greenwood County
- St. John Baking Company, St. John Stafford County
- T-House Farms LLC, Morril, Brown County
- The Farm School at Gibbs Road Inc. dba KC Farm School, Kansas City, Wyandotte County
- USA Duck Team, Kansas City, Wyandotte County
- Walnut Valley Packing LLC, El Dorado, Butler County
- Z & M Twisted Vines Wines & Winery, Lawrence, Leavenworth County

AGRICULTURAL SECTOR FINALIST (N=25)



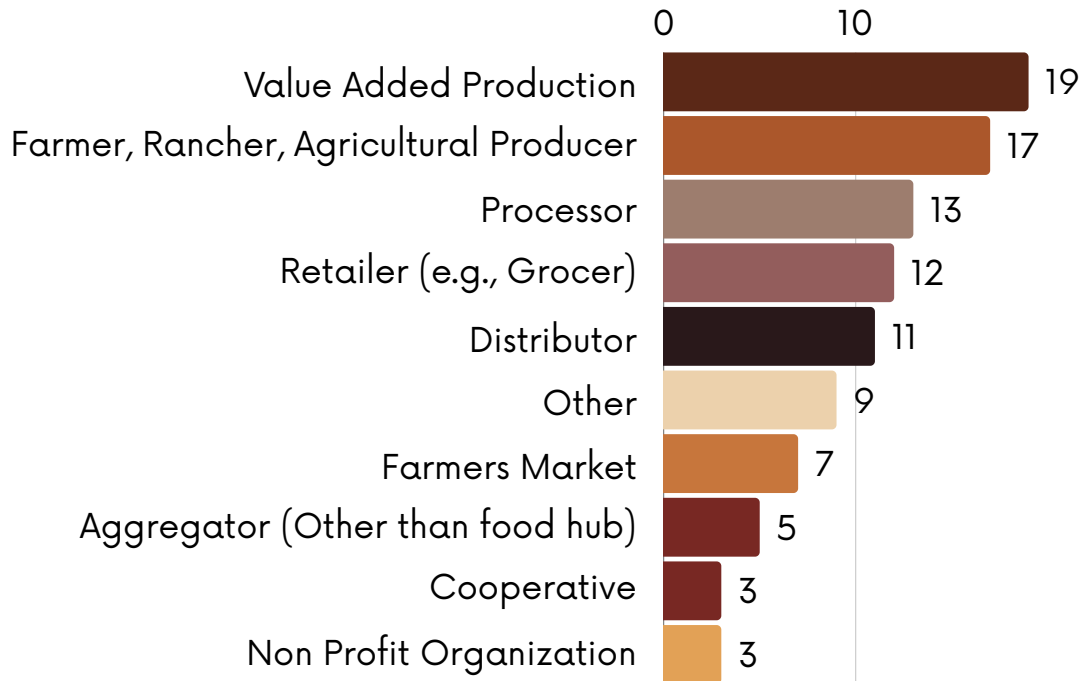
*applicants were able to select all agricultural sectors that apply to their business

ACTIVITIES & INVESTMENTS FINALIST (N=25)



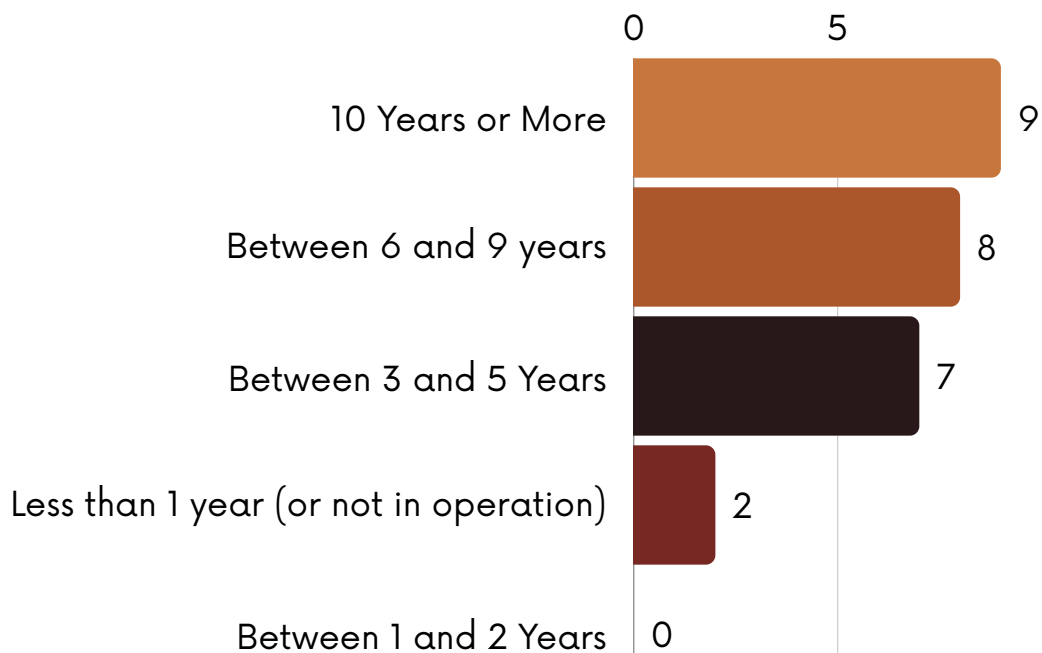
*applicants were able to select all activities and investments that apply to their business

ENTITY TYPE FINALIST (N=25)



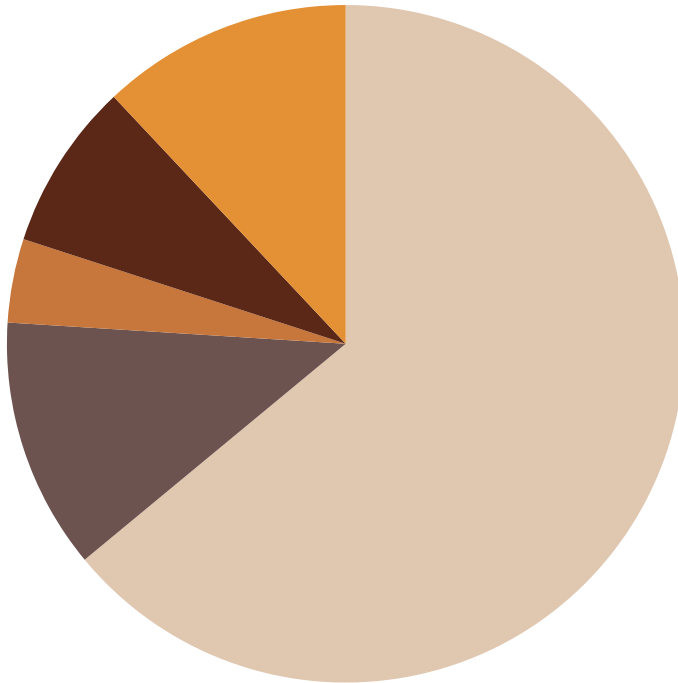
*applicants were able to select all entity types that apply to their business

OPERATING PERIOD FINALIST (N=25)

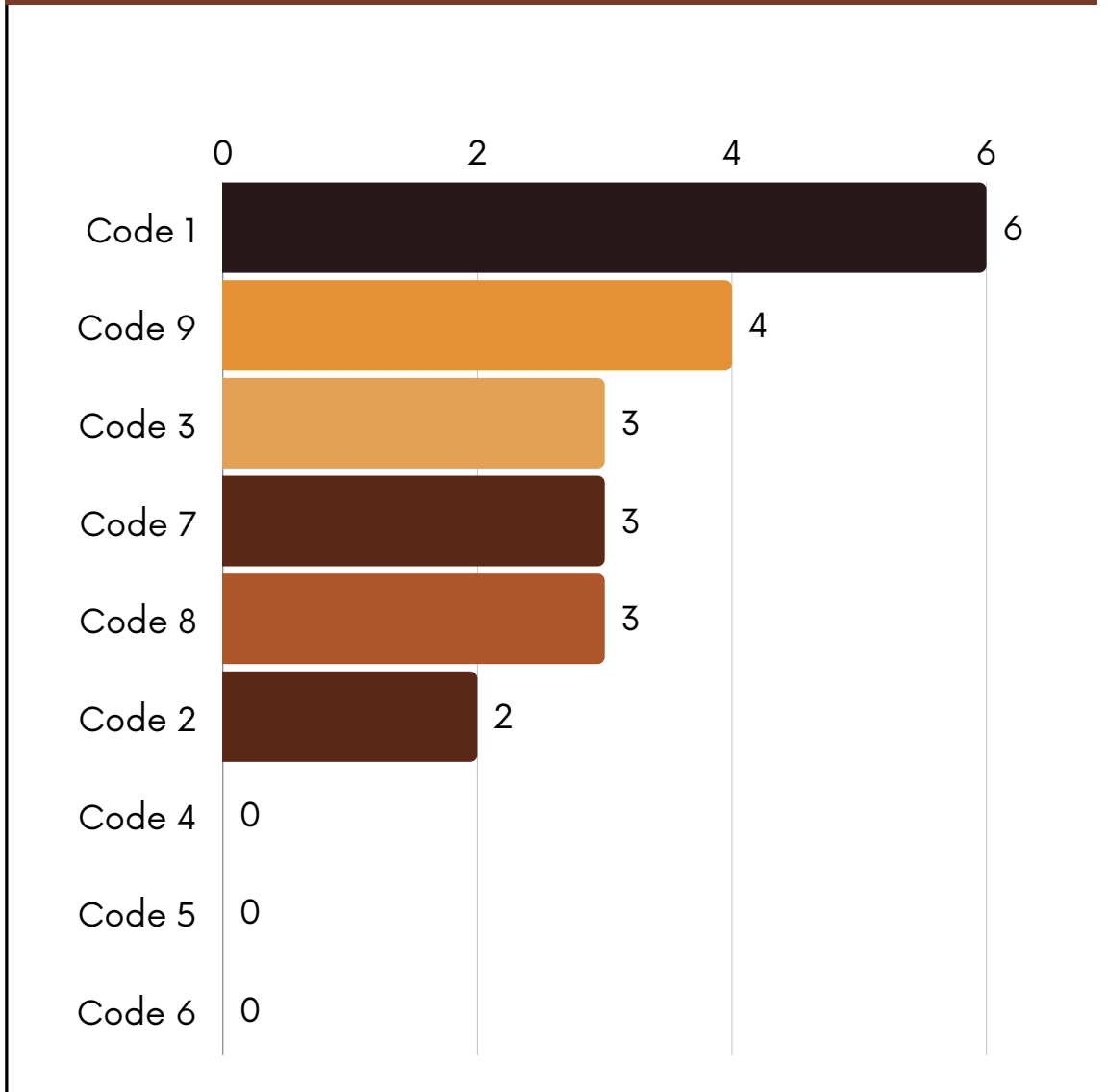


RACE & ETHNICITY FINALIST (N=25)

- White 62.2%
- Black or African American 11.6%
- Two or More Races 4%
- Hispanic or Latino 10.6%
- Option Not Listed 12%



RURAL URBAN CONTINUUM CODE FINALIST (N=25)



KEY:

1. Metro - Counties in metro areas of 1 million population or more
2. Metro - Counties in metro areas of 250,000 to 1 million population
3. Metro - Counties in metro areas of fewer than 250,000 population
4. Nonmetro - Urban population of 20,000 or more, adjacent to a metro area
5. Nonmetro - Urban population of 20,000 or more, not adjacent to a metro area
6. Nonmetro - Nonmetro - Urban population of 5,000 to 20,000, adjacent to a metro area
7. Nonmetro - Nonmetro - Urban population of 5,000 to 20,000, not adjacent to a metro area
8. Nonmetro - Urban population of 5,000 to 20,000, adjacent to a metro area
9. Nonmetro - Urban population of fewer than 5,000, not adjacent to a metro area

*applicants can be from the same county so the total will not equal the population (n=)

The Rural-Urban Continuum Codes distinguish U.S. metropolitan (metro) counties by the population size of their metro area, and nonmetropolitan (nonmetro) counties by their degree of urbanization and adjacency to a metro area. The graph above shows these codes. The X-axis shows the RUCC code number, and the Y-axis indicates the number of applicants.