

BUSINESS BUILDER ROUND 1

STATISTICS BY STATE

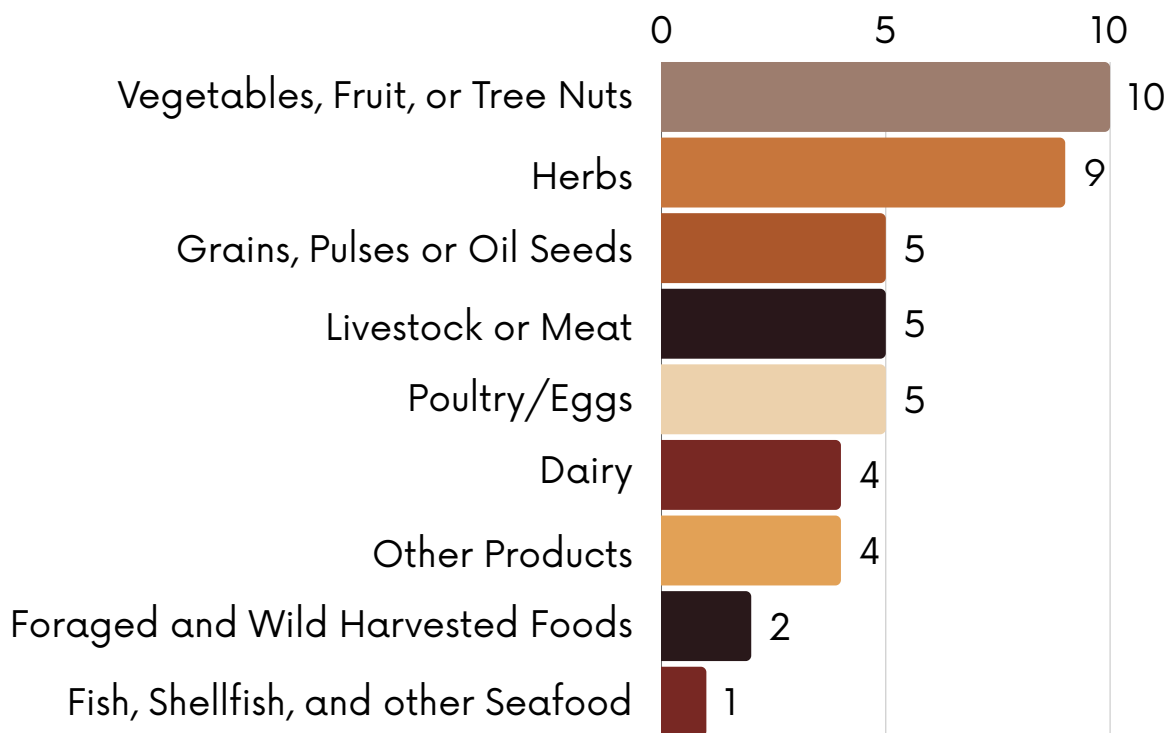
NEBRASKA

	Total (n =104)	Finalist (n=16)
Total Requested	\$ 4,654,010.03	\$ 659,890.00
Average Requested	\$ 44,750.10	\$ 41,243.13
Request Range	\$ 11,414.00- \$ 103,750	\$ 11,414.00- \$ 50,000.00

FINALIST BUSINESSES:

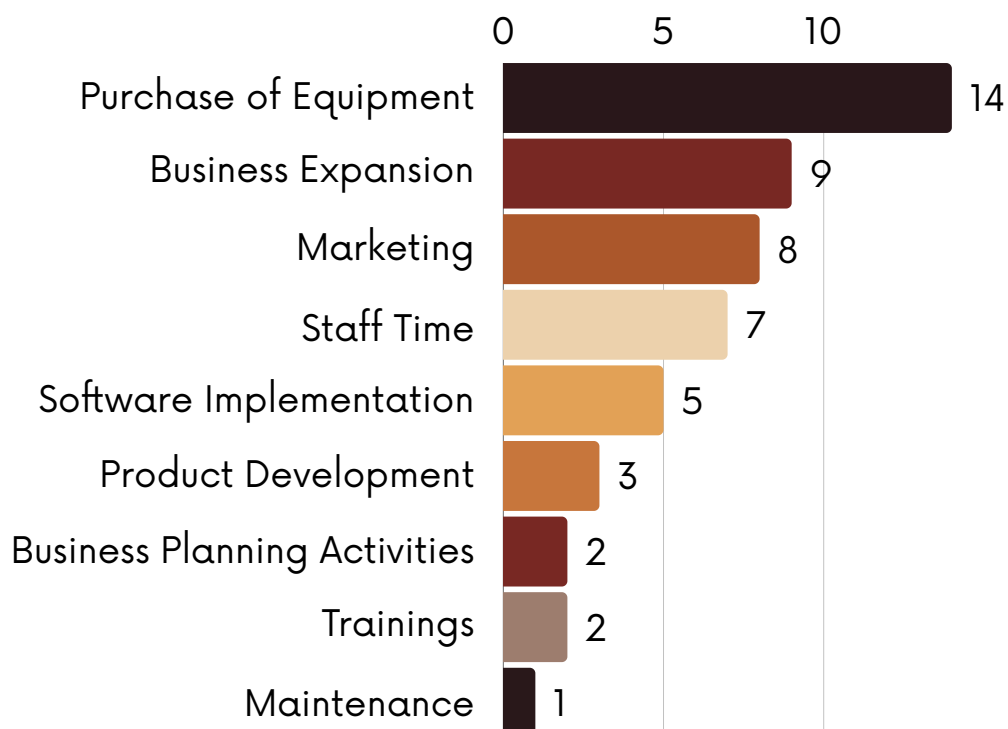
- Artemis Natural Healing, LLC, Omaha, Douglas County
- Busy Bees Garden, Culbertson, Hitchcock County
- Clyde's Sweet Treats & Souvenirs, Ogallala, Keith County
- City Sprouts, Omaha, Douglas County
- D&D Beef LLC, Herman, Washington County
- Food4Hope of Nebraska, Inc, Beatrice, Gage County
- Free Day Popcorn, Byron, Thayer County
- Inspire Me, Rosa, LLC, Omaha, Douglas County
- LivFarms, Inc, Exeter, York County
- No More Empty Pots, Omaha, Douglas County
- Robinette Farms LLC, Martell, Lancaster County
- Saddle Creek Corridor Neighborhood Association, Omaha, Douglas County
- Sonpower Industries LLC, Ord, Valley County
- Upstream Angus LLC, Albion, Boone County
- West End Farm LLC, Plymouth, Jefferson County
- Whispering Roots Inc, Omaha, Douglas County

AGRICULTURAL SECTOR FINALIST (N=16)



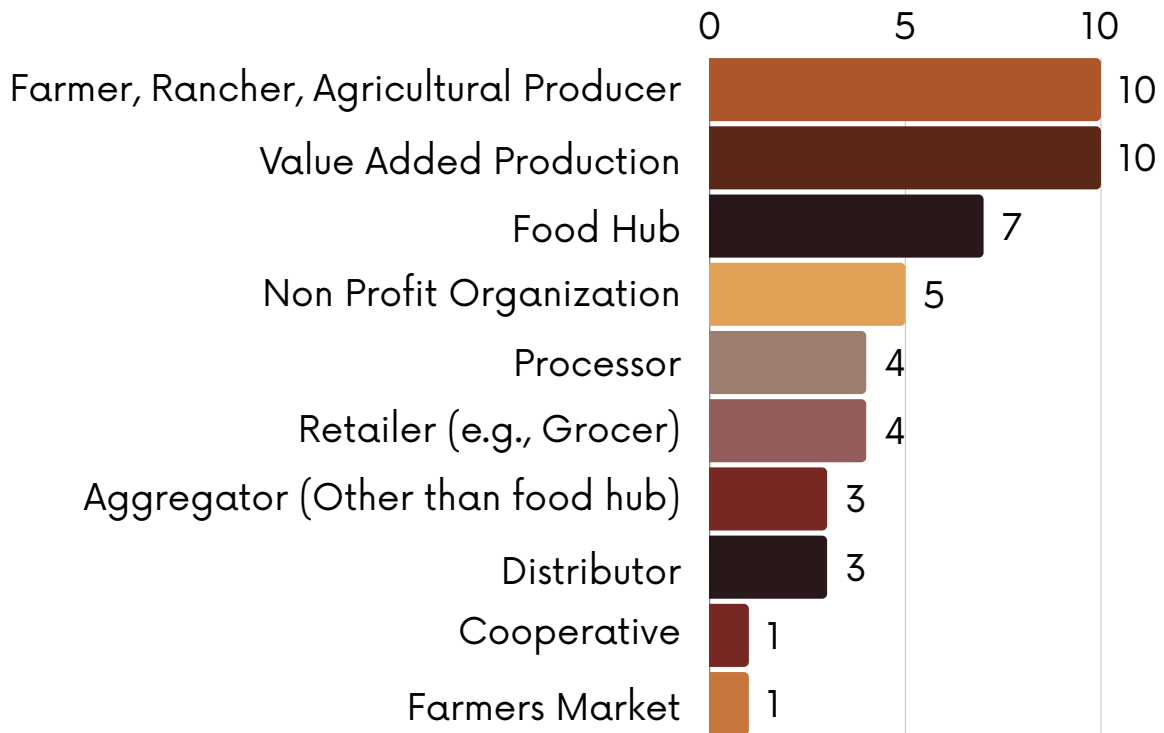
*applicants were able to select all agricultural sectors that apply to their business

ACTIVITIES & INVESTMENTS FINALIST (N=16)



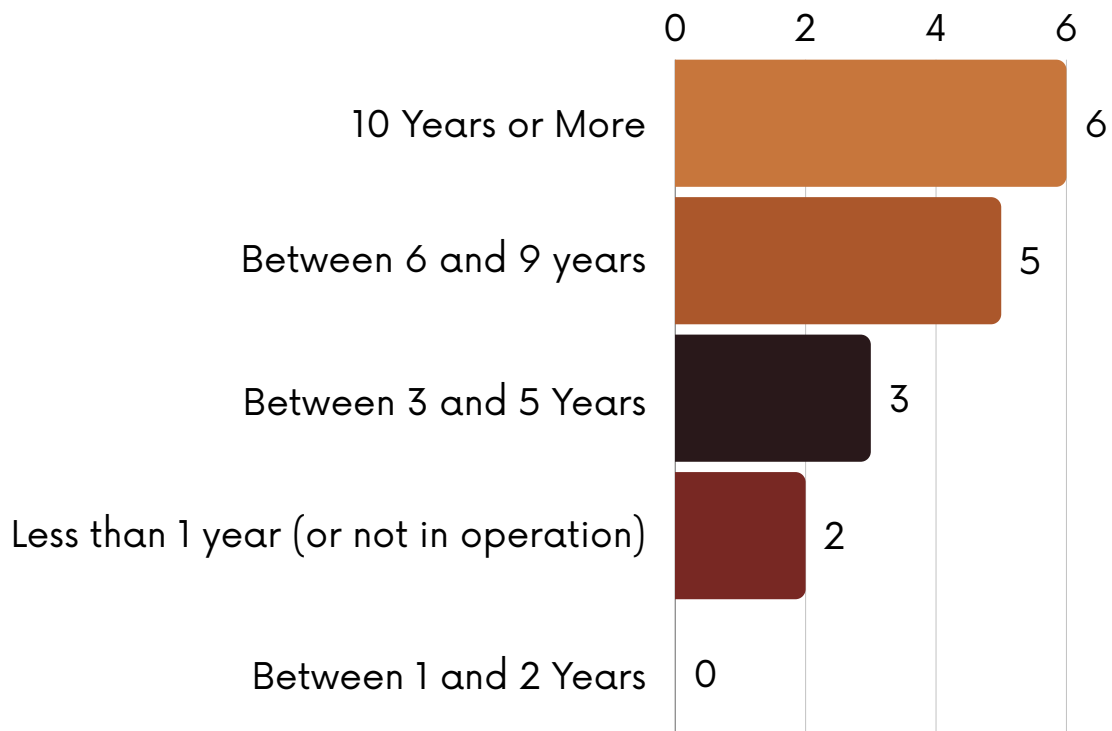
*applicants were able to select all activities and investments that apply to their business

ENTITY TYPE FINALIST (N=16)



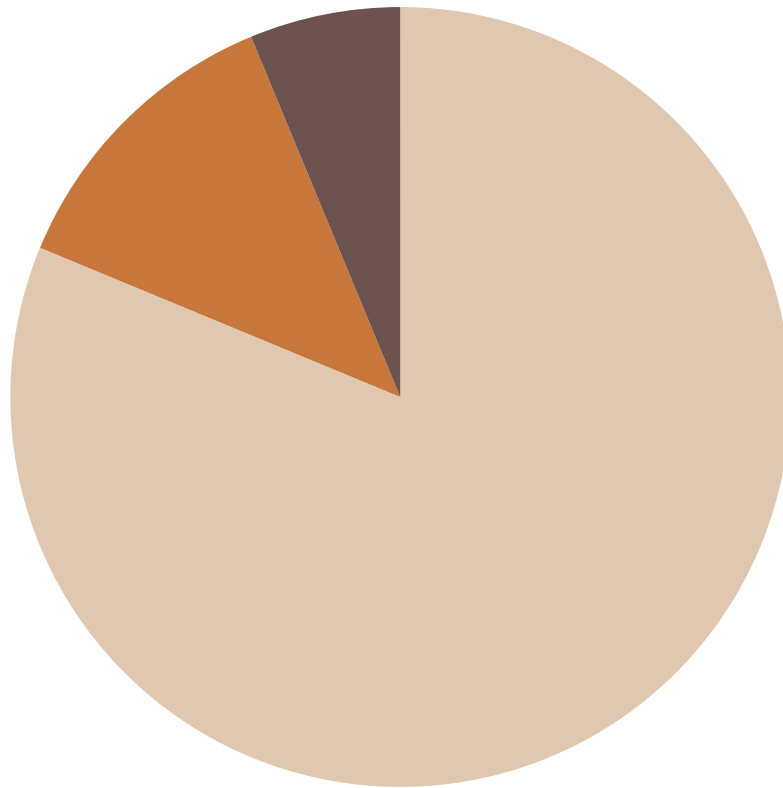
*applicants were able to select all entity types that apply to their business

OPERATING PERIOD FINALIST (N=16)

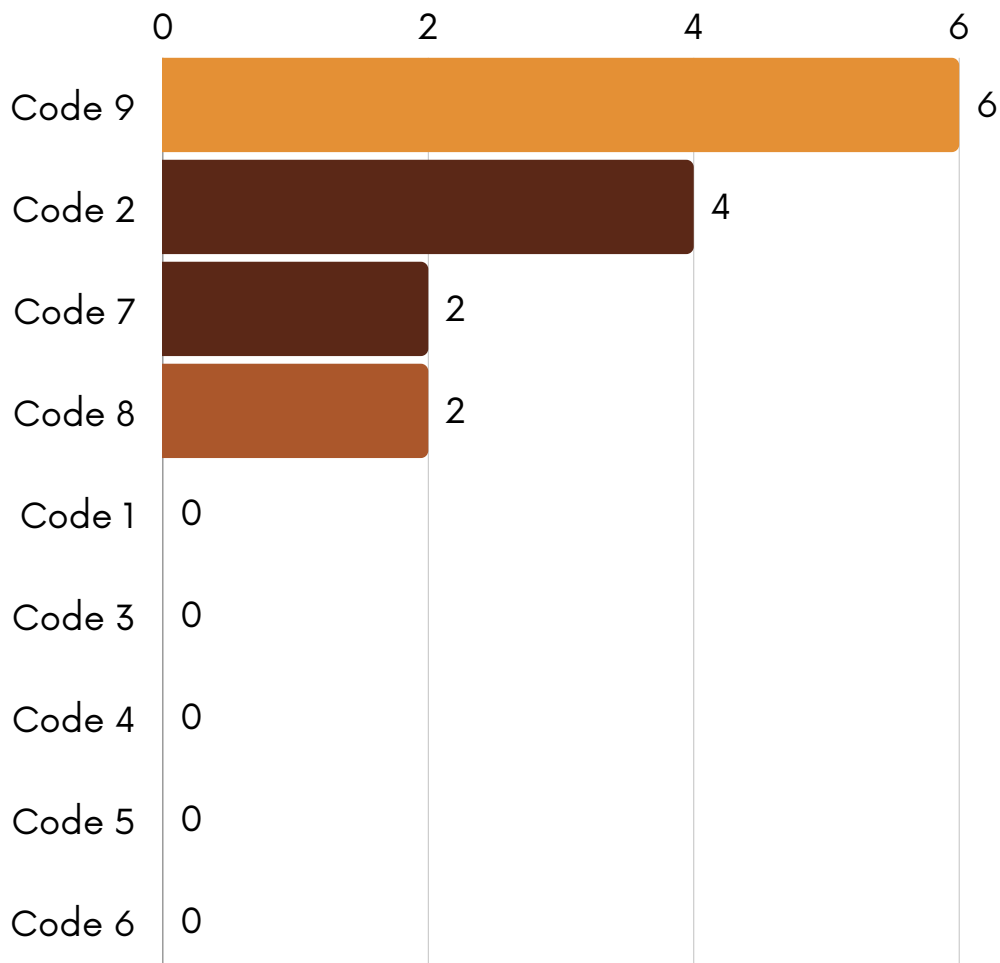


RACE & ETHNICITY FINALIST (N=16)

- White 81.2%
- Black or African American 12.5%
- Middle Eastern or North African 6.3%



RURAL URBAN CONTINUUM CODE FINALIST (N=16)



KEY:

1. Metro - Counties in metro areas of 1 million population or more
2. Metro - Counties in metro areas of 250,000 to 1 million population
3. Metro - Counties in metro areas of fewer than 250,000 population
4. Nonmetro - Urban population of 20,000 or more, adjacent to a metro area
5. Nonmetro - Urban population of 20,000 or more, not adjacent to a metro area
6. Nonmetro - Nonmetro - Urban population of 5,000 to 20,000, adjacent to a metro area
7. Nonmetro - Nonmetro - Urban population of 5,000 to 20,000, not adjacent to a metro area
8. Nonmetro - Urban population of 5,000 to 20,000, adjacent to a metro area
9. Nonmetro - Urban population of fewer than 5,000, not adjacent to a metro area

*applicants can be from the same county so the total will not equal the population (n=)

The Rural-Urban Continuum Codes distinguish U.S. metropolitan (metro) counties by the population size of their metro area, and nonmetropolitan (nonmetro) counties by their degree of urbanization and adjacency to a metro area. The graph above shows these codes. The X-axis shows the RUCC code number, and the Y-axis indicates the number of applicants.